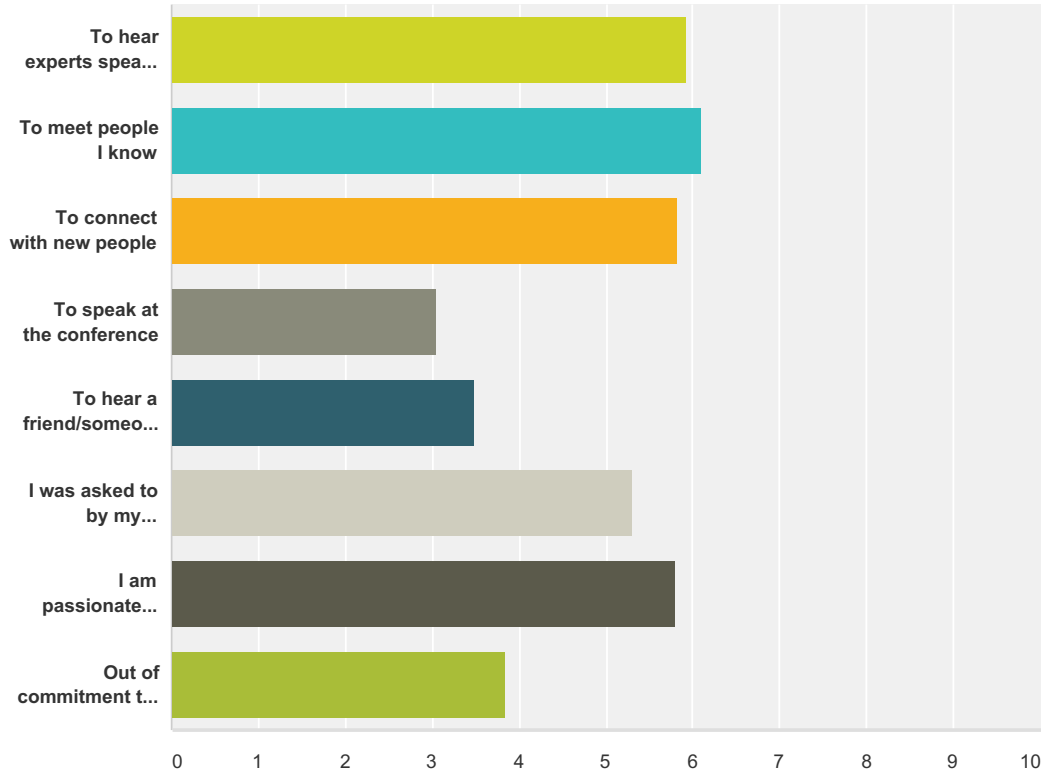


### Q1 Why did you come to LCJE? Rank the responses you most resonate with. (#1 is your first choice)

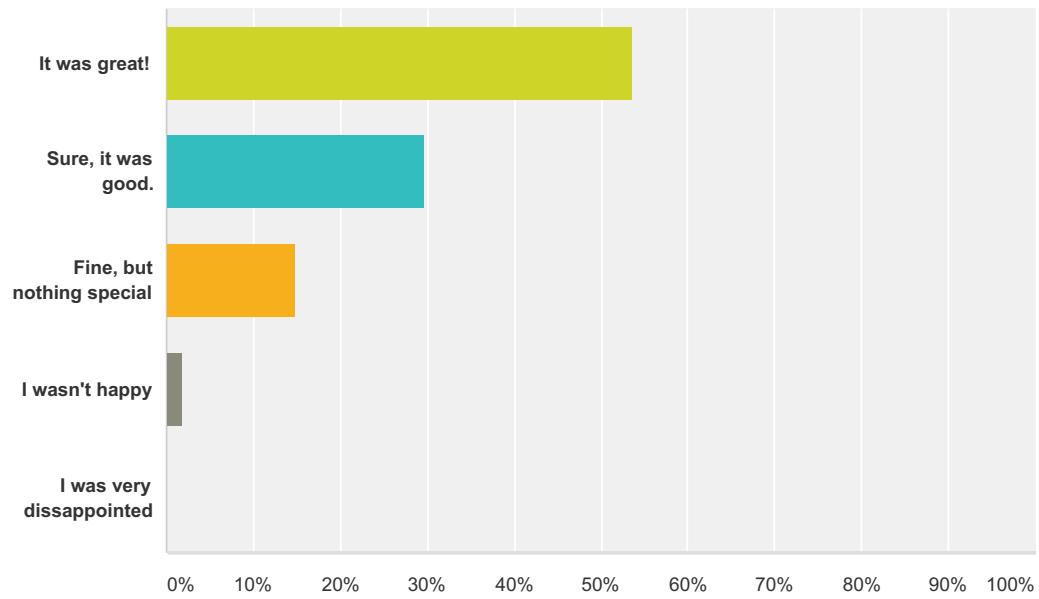
Answered: 53 Skipped: 1



	1	2	3	4	5	6	7	8	Total	Score
To hear experts speak on topics of interest	17.07% 7	14.63% 6	39.02% 16	17.07% 7	2.44% 1	4.88% 2	4.88% 2	0.00% 0	41	5.93
To meet people I know	16.67% 7	38.10% 16	14.29% 6	11.90% 5	9.52% 4	7.14% 3	2.38% 1	0.00% 0	42	6.10
To connect with new people	20.00% 9	22.22% 10	24.44% 11	8.89% 4	13.33% 6	2.22% 1	6.67% 3	2.22% 1	45	5.82
To speak at the conference	8.33% 2	8.33% 2	8.33% 2	8.33% 2	0.00% 0	8.33% 2	4.17% 1	54.17% 13	24	3.04
To hear a friend/someone I know speak	0.00% 0	8.70% 2	4.35% 1	17.39% 4	13.04% 3	17.39% 4	30.43% 7	8.70% 2	23	3.48
I was asked to by my organization	30.30% 10	9.09% 3	9.09% 3	6.06% 2	18.18% 6	12.12% 4	15.15% 5	0.00% 0	33	5.30
I am passionate about Jewish evangelism	29.79% 14	14.89% 7	17.02% 8	12.77% 6	6.38% 3	12.77% 6	2.13% 1	4.26% 2	47	5.81
Out of commitment to the Lausanne movement	9.38% 3	3.13% 1	6.25% 2	12.50% 4	28.13% 9	9.38% 3	15.63% 5	15.63% 5	32	3.84

## Q2 Were you satisfied with the conference

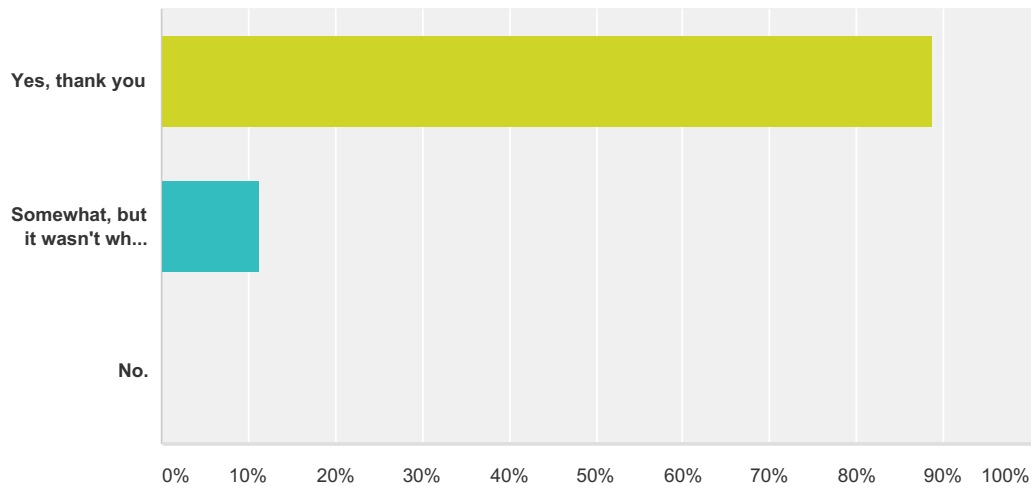
Answered: 54 Skipped: 0



Answer Choices	Responses
It was great!	53.70% 29
Sure, it was good.	29.63% 16
Fine, but nothing special	14.81% 8
I wasn't happy	1.85% 1
I was very dissappointed	0.00% 0
<b>Total</b>	<b>54</b>

### Q3 Were you able to network with others involved in Jewish ministry?

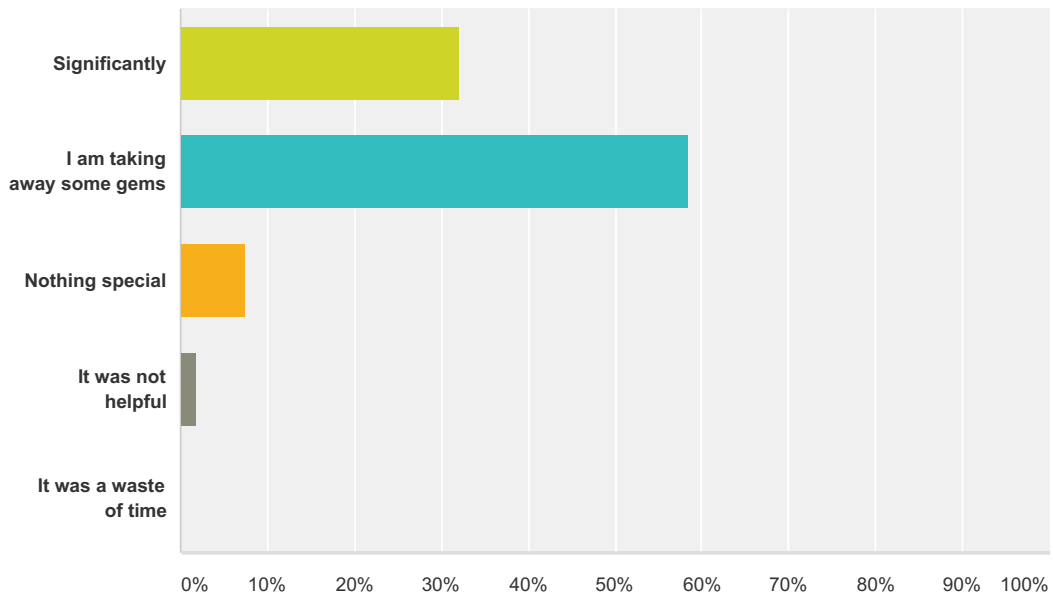
Answered: 53 Skipped: 1



Answer Choices	Responses
Yes, thank you	88.68% 47
Somewhat, but it wasn't what I had hoped for	11.32% 6
No.	0.00% 0
<b>Total</b>	<b>53</b>

### Q4 How helpful was it to your ministry?

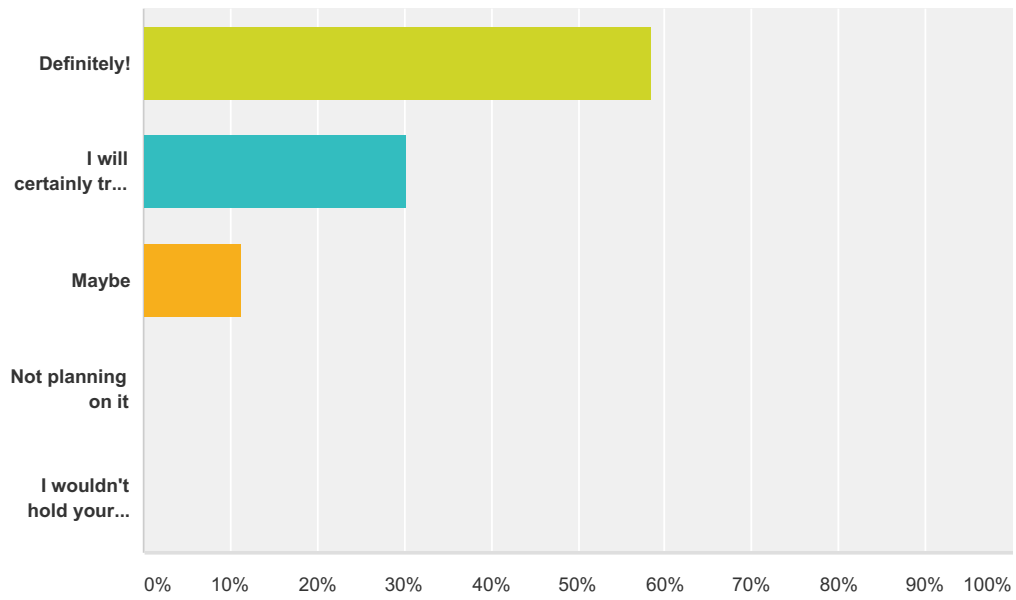
Answered: 53 Skipped: 1



Answer Choices	Responses
Significantly	32.08% 17
I am taking away some gems	58.49% 31
Nothing special	7.55% 4
It was not helpful	1.89% 1
It was a waste of time	0.00% 0
<b>Total</b>	<b>53</b>

### Q5 Are you likely to come to another LCJE International?

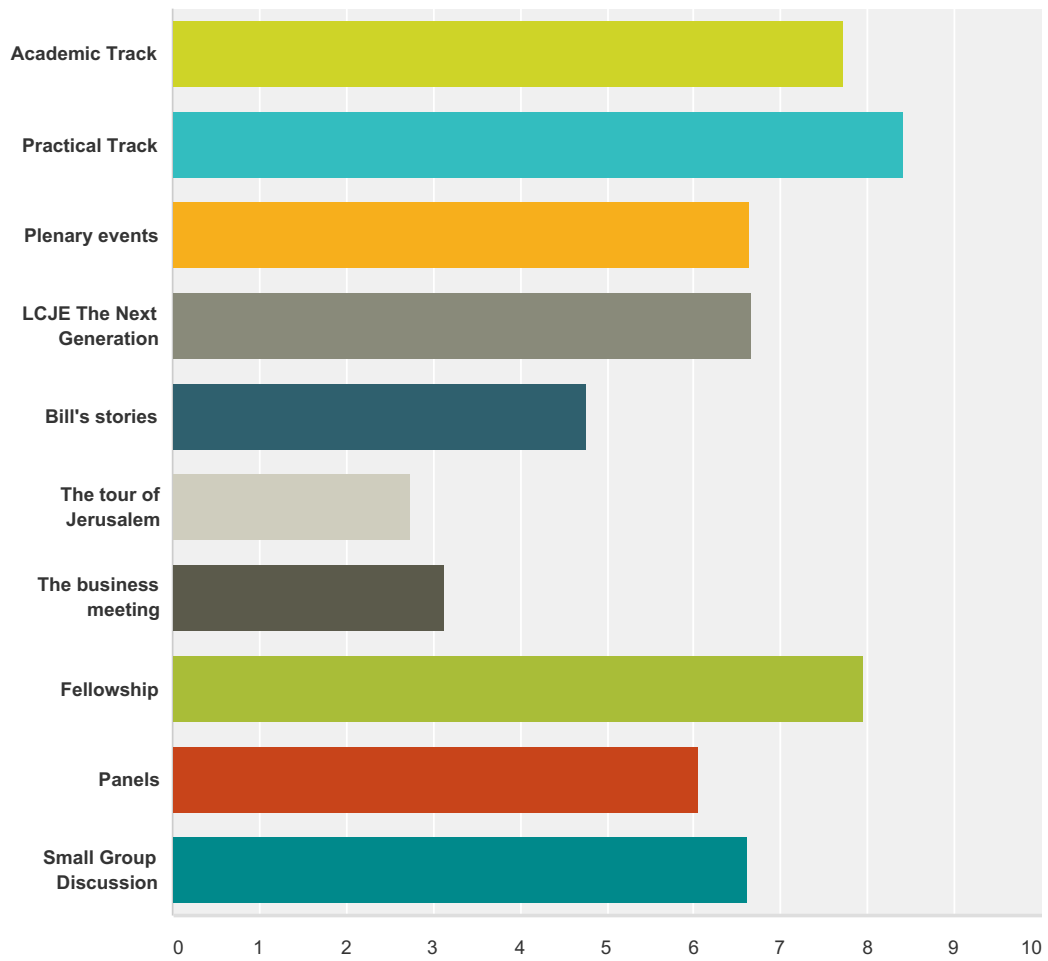
Answered: 53 Skipped: 1



Answer Choices	Responses
Definitely!	58.49% 31
I will certainly try to be available	30.19% 16
Maybe	11.32% 6
Not planning on it	0.00% 0
I wouldn't hold your breath	0.00% 0
<b>Total</b>	<b>53</b>

### Q6 Rank your preference of the sections below with 1 as your favorite

Answered: 49 Skipped: 5

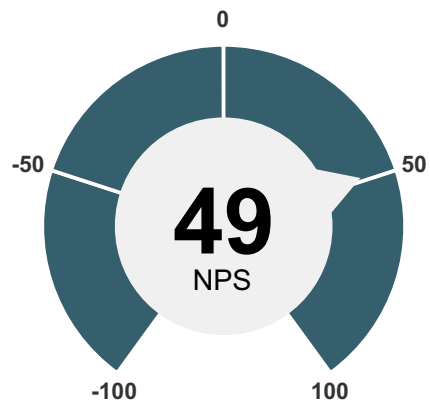


	1	2	3	4	5	6	7	8	9	10	Total	Score
Academic Track	24.24% 8	15.15% 5	24.24% 8	9.09% 3	12.12% 4	6.06% 2	6.06% 2	3.03% 1	0.00% 0	0.00% 0	33	7.73
Practical Track	35.90% 14	23.08% 9	15.38% 6	10.26% 4	7.69% 3	5.13% 2	0.00% 0	2.56% 1	0.00% 0	0.00% 0	39	8.41
Plenary events	10.00% 3	13.33% 4	10.00% 3	26.67% 8	13.33% 4	13.33% 4	3.33% 1	3.33% 1	0.00% 0	6.67% 2	30	6.63
LCJE The Next Generation	11.76% 4	11.76% 4	20.59% 7	8.82% 3	11.76% 4	14.71% 5	11.76% 4	5.88% 2	2.94% 1	0.00% 0	34	6.65
Bill's stories	0.00% 0	12.90% 4	9.68% 3	6.45% 2	3.23% 1	12.90% 4	19.35% 6	9.68% 3	22.58% 7	3.23% 1	31	4.77
The tour of Jerusalem	4.55% 1	0.00% 0	0.00% 0	0.00% 0	9.09% 2	0.00% 0	4.55% 1	22.73% 5	27.27% 6	31.82% 7	22	2.73
The business meeting	0.00% 0	0.00% 0	10.71% 3	0.00% 0	7.14% 2	10.71% 3	7.14% 2	7.14% 2	25.00% 7	32.14% 9	28	3.14

Fellowship	<b>27.91%</b> 12	<b>18.60%</b> 8	<b>18.60%</b> 8	<b>16.28%</b> 7	<b>11.63%</b> 5	<b>0.00%</b> 0	<b>0.00%</b> 0	<b>4.65%</b> 2	<b>0.00%</b> 0	<b>2.33%</b> 1	43	7.95
Panels	<b>2.78%</b> 1	<b>13.89%</b> 5	<b>11.11%</b> 4	<b>19.44%</b> 7	<b>11.11%</b> 4	<b>13.89%</b> 5	<b>16.67%</b> 6	<b>5.56%</b> 2	<b>2.78%</b> 1	<b>2.78%</b> 1	36	6.06
Small Group Discussion	<b>15.15%</b> 5	<b>21.21%</b> 7	<b>9.09%</b> 3	<b>6.06%</b> 2	<b>12.12%</b> 4	<b>6.06%</b> 2	<b>12.12%</b> 4	<b>15.15%</b> 5	<b>3.03%</b> 1	<b>0.00%</b> 0	33	6.61

### Q7 How likely is it that you would recommend LCJE to a friend or colleague?

Answered: 49 Skipped: 5

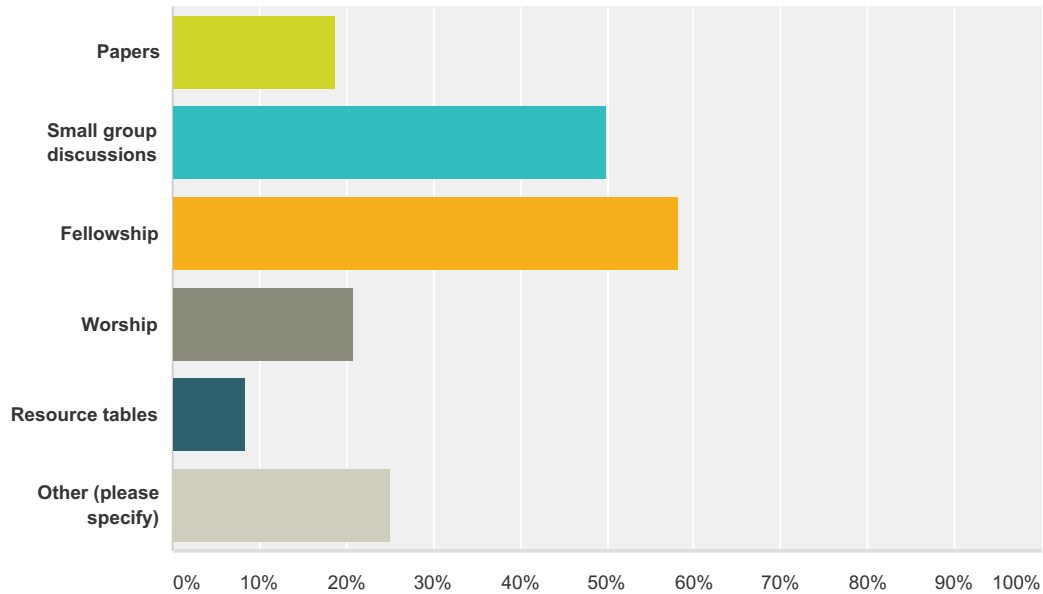


Detractors (0-6)	Passives (7-8)	Promoters (9-10)	Net Promoter® Score
8% 4	35% 17	57% 28	49



### Q8 What would you like to see more of?

Answered: 48 Skipped: 6

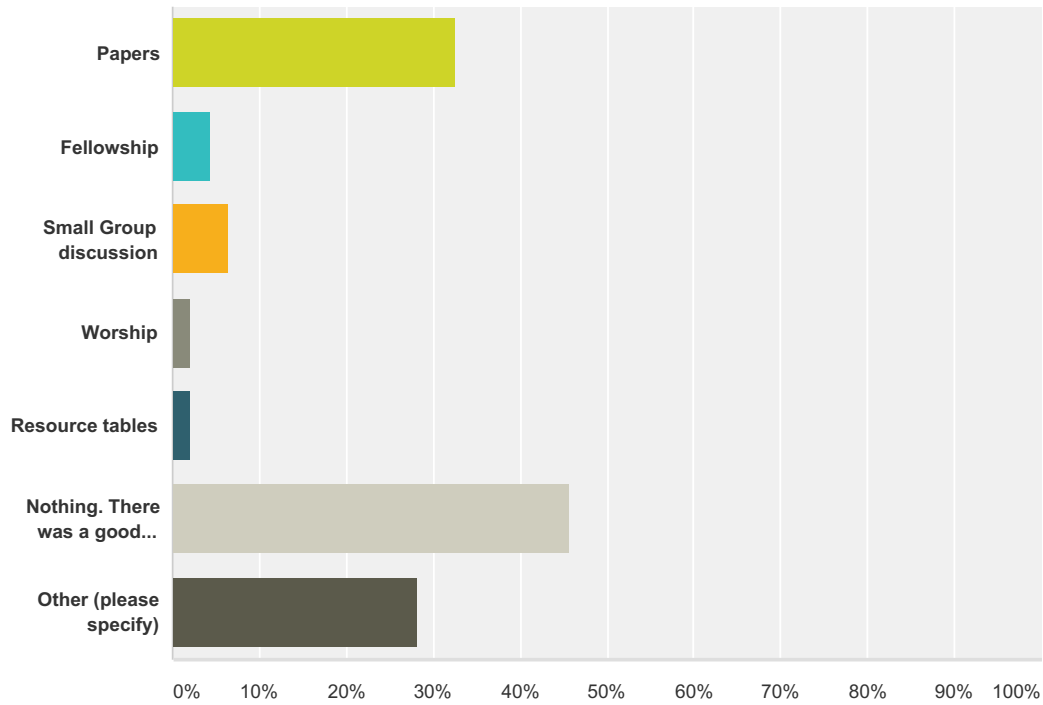


Answer Choices	Responses
Papers	18.75% 9
Small group discussions	50.00% 24
Fellowship	58.33% 28
Worship	20.83% 10
Resource tables	8.33% 4
Other (please specify)	25.00% 12
<b>Total Respondents: 48</b>	

#	Other (please specify)	Date
1	list of names ministries to find like minded.	9/2/2015 12:24 PM
2	Bible studies on evangelism, Israel's role	9/2/2015 10:50 AM
3	free time, down time	9/2/2015 3:03 AM
4	Time off/ unplanned/ BREAKS	9/2/2015 12:43 AM
5	Directed/Framed conversations around the tables.	9/1/2015 11:36 PM
6	Presentation of best practices (that have worked).	9/1/2015 10:53 PM
7	Structured interaction/networking	9/1/2015 10:38 PM
8	Focused Networking	9/1/2015 10:25 PM
9	Younger leader participation and responsibility	9/1/2015 10:22 PM
10	More time to brainstorm and strategize	9/1/2015 9:42 PM
11	Specialist academic and practical tracks	9/1/2015 8:48 PM
12	facilitating networking for evangelism projects	9/1/2015 7:00 PM

### Q9 What would you like to see less of

Answered: 46 Skipped: 8



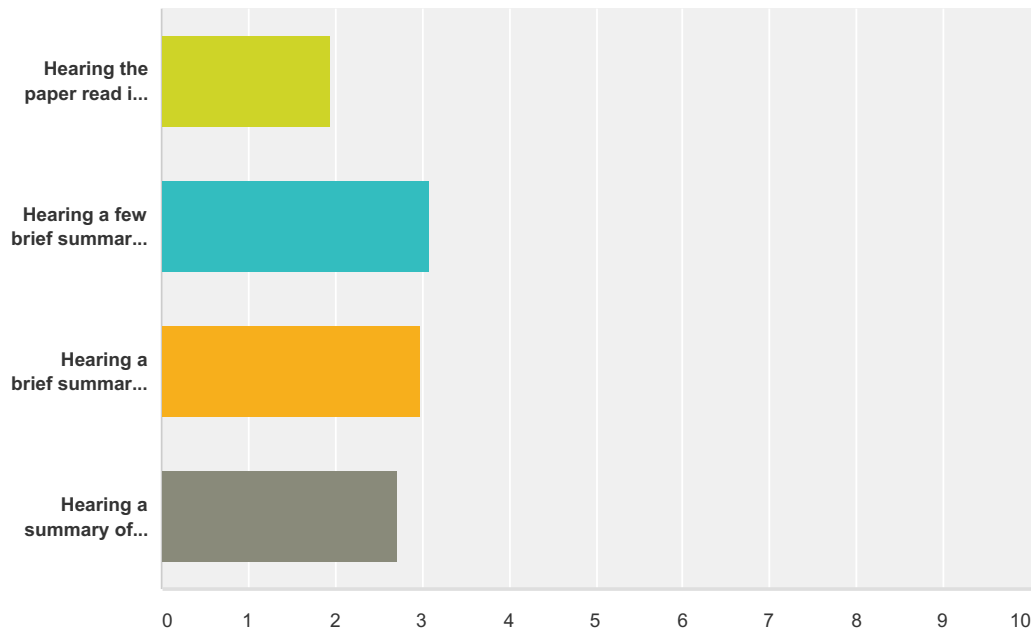
Answer Choices	Responses
Papers	32.61% 15
Fellowship	4.35% 2
Small Group discussion	6.52% 3
Worship	2.17% 1
Resource tables	2.17% 1
Nothing. There was a good balance overall	45.65% 21
Other (please specify)	28.26% 13
<b>Total Respondents: 46</b>	

#	Other (please specify)	Date
1	food	9/14/2015 11:00 PM
2	Papers being read	9/6/2015 10:15 PM
3	Schedule was too packed and there was overlap in messages & workshops	9/3/2015 4:07 PM
4	We need more free time!	9/2/2015 5:15 PM
5	Agenda being obvious by some people	9/2/2015 2:27 AM
6	The program was full, in fact too full	9/2/2015 12:43 AM
7	Presenters who read their papers to the audience.	9/1/2015 10:53 PM
8	If Any, less papers and replaced by structured networking	9/1/2015 10:38 PM

9	People under the age of 50 involved - and more women!	9/1/2015 10:34 PM
10	eTheenemy papers were fine but there should be guidelines about how to make the presentation. May traffic the paper is nonsense.	9/1/2015 10:25 PM
11	Reports that are read with no interaction	9/1/2015 9:49 PM
12	People and ministries sharing how great they are	9/1/2015 9:42 PM
13	Reports	9/1/2015 7:06 PM

### Q10 When it comes to delivering papers. What would you prefer?

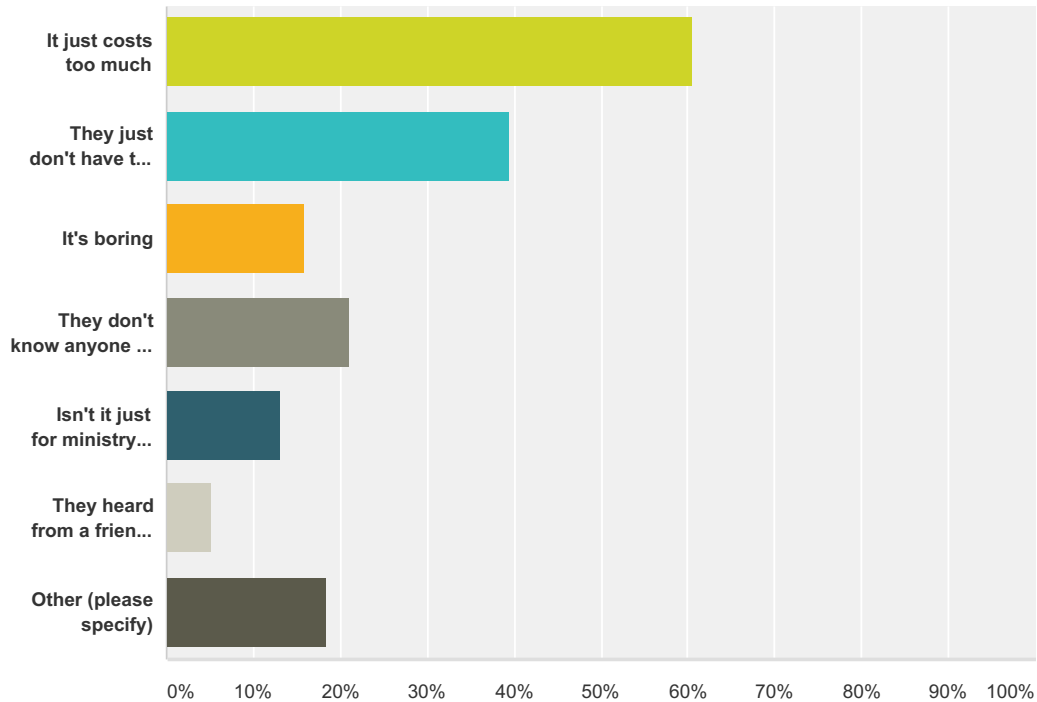
Answered: 49 Skipped: 5



	1	2	3	4	Total	Score
Hearing the paper read in full	15.38% 6	15.38% 6	17.95% 7	51.28% 20	39	1.95
Hearing a few brief summaries and then a panel discussion	35.90% 14	38.46% 15	23.08% 9	2.56% 1	39	3.08
Hearing a brief summary and then a small group discussion	40.00% 16	27.50% 11	22.50% 9	10.00% 4	40	2.98
Hearing a summary of several papers by a moderator followed by discussion then questions posed to a panel	30.77% 12	28.21% 11	23.08% 9	17.95% 7	39	2.72

### Q11 When you invite someone or ask them if they are coming to LCJE and they say they aren't, what are some of the reasons you hear?

Answered: 38 Skipped: 16



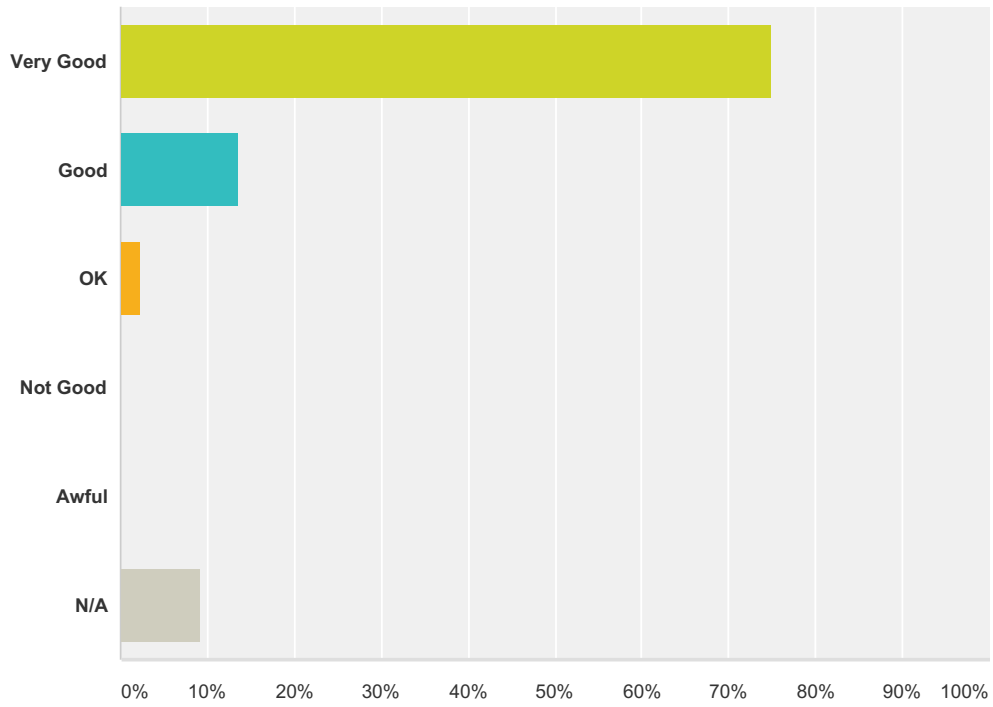
Answer Choices	Responses
It just costs too much	60.53% 23
They just don't have the time	39.47% 15
It's boring	15.79% 6
They don't know anyone at LCJE	21.05% 8
Isn't it just for ministry leadership and academics?	13.16% 5
They heard from a friend that they shouldn't	5.26% 2
Other (please specify)	18.42% 7
<b>Total Respondents: 38</b>	

#	Other (please specify)	Date
1	Was the first time on a LC meeting and haven't tried to invite somebody	9/14/2015 11:00 PM
2	-	9/6/2015 10:15 PM
3	For Israelis there is a question on how LCJE relates to Vaad HaBisur, and if LCJE is enough relevant for Israel.	9/4/2015 8:55 AM
4	There are too few participants from Israel	9/2/2015 10:50 AM
5	I do not often meet people who aren't interested	9/1/2015 10:22 PM

6	conflicts with another commitment	9/1/2015 10:09 PM
7	Not knowing anything about LCJE	9/1/2015 8:25 PM

### Q12 Your room at the hotel

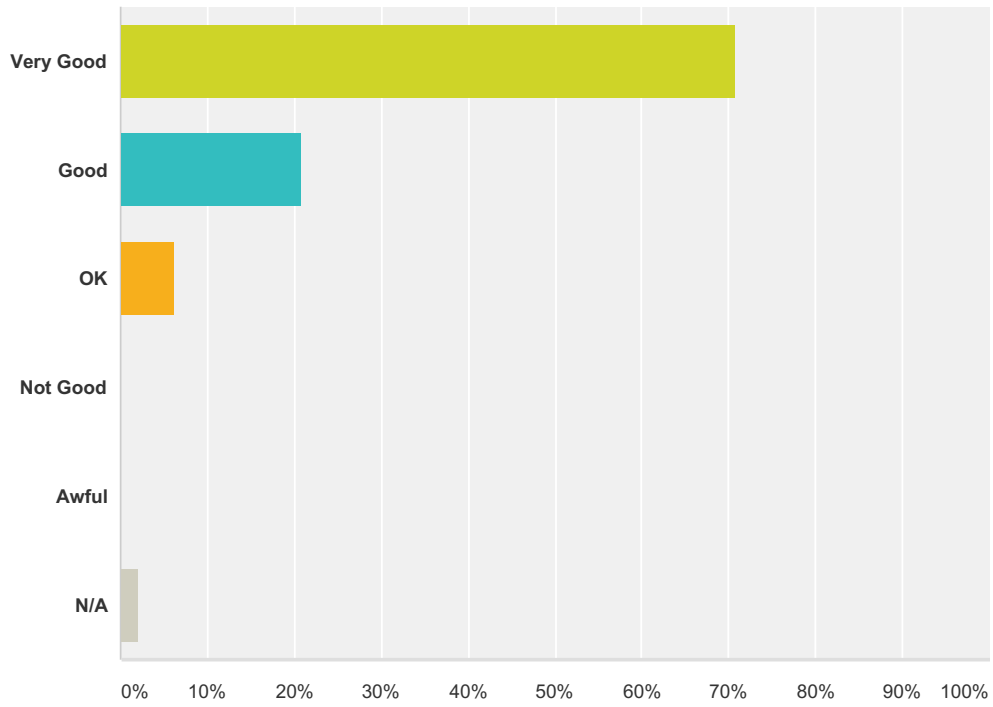
Answered: 44 Skipped: 10



Answer Choices	Responses	Count
Very Good	75.00%	33
Good	13.64%	6
OK	2.27%	1
Not Good	0.00%	0
Awful	0.00%	0
N/A	9.09%	4
<b>Total</b>		<b>44</b>

### Q13 Food at the hotel

Answered: 48 Skipped: 6

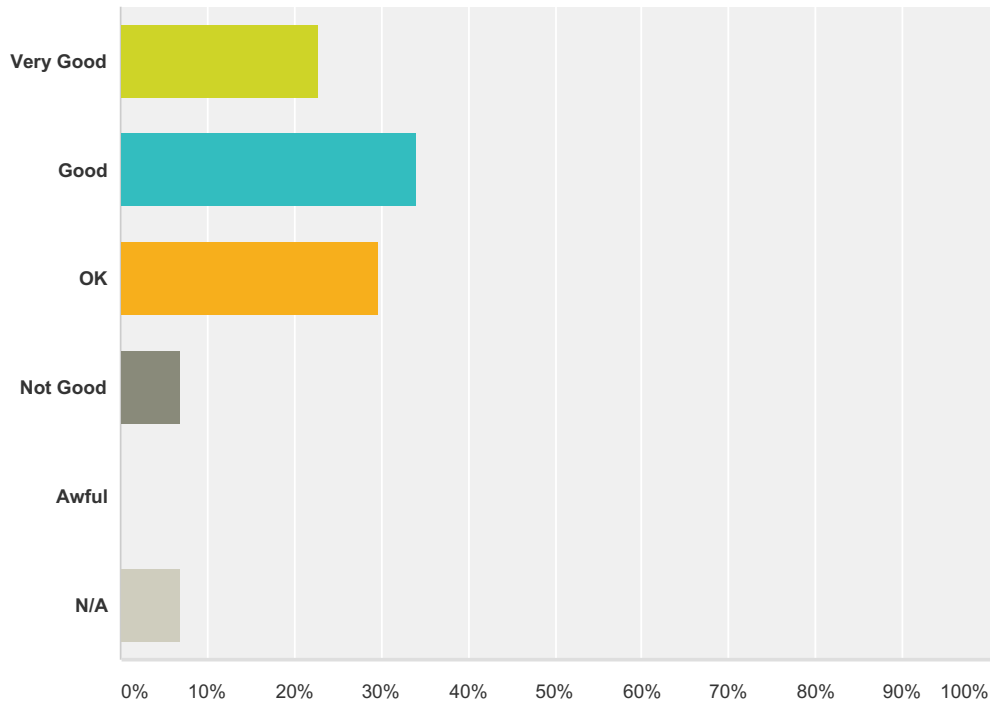


Answer Choices	Responses
Very Good	70.83% 34
Good	20.83% 10
OK	6.25% 3
Not Good	0.00% 0
Awful	0.00% 0
N/A	2.08% 1
<b>Total</b>	<b>48</b>



### Q14 Hotel Amenities (wifi, gym...)

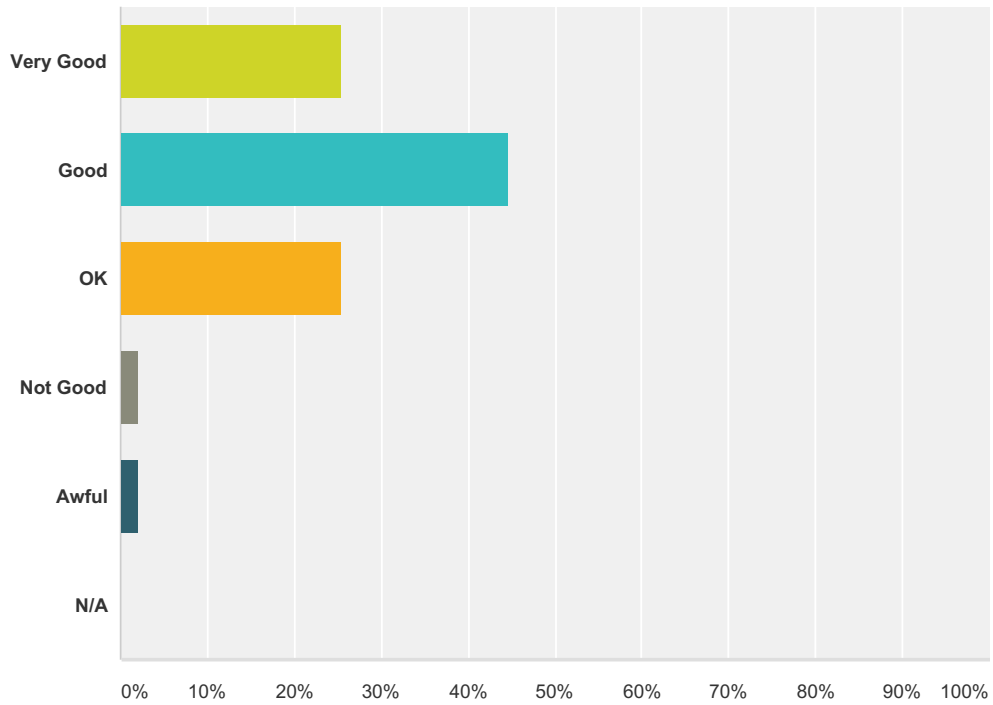
Answered: 44 Skipped: 10



Answer Choices	Responses
Very Good	22.73% 10
Good	34.09% 15
OK	29.55% 13
Not Good	6.82% 3
Awful	0.00% 0
N/A	6.82% 3
<b>Total</b>	<b>44</b>

### Q15 Speaker presentations

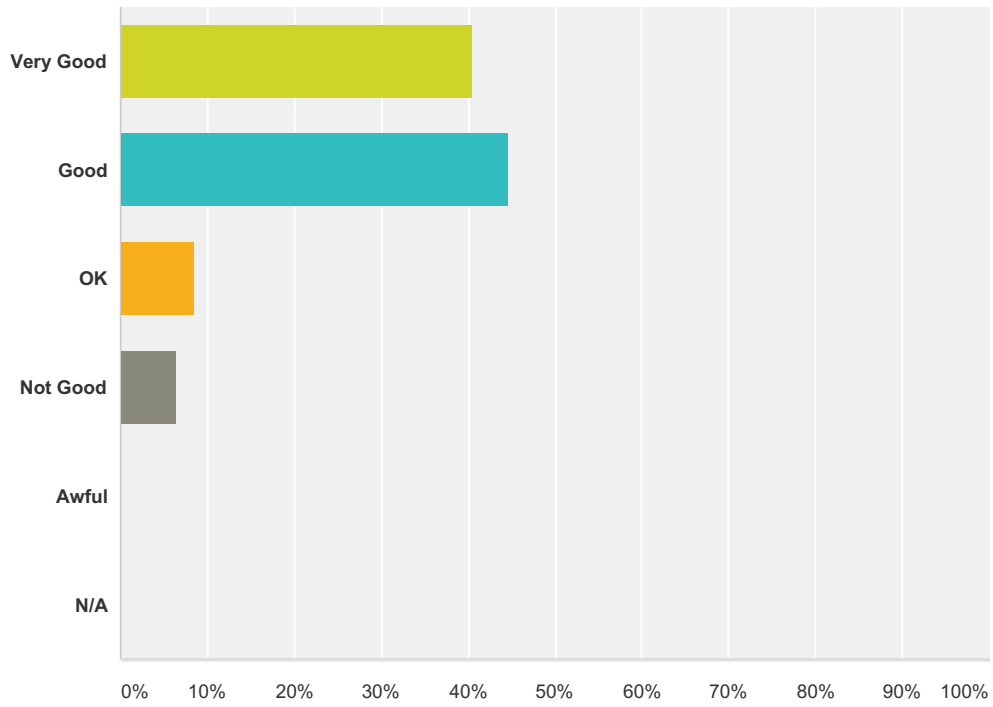
Answered: 47 Skipped: 7



Answer Choices	Responses	
Very Good	25.53%	12
Good	44.68%	21
OK	25.53%	12
Not Good	2.13%	1
Awful	2.13%	1
N/A	0.00%	0
<b>Total</b>		<b>47</b>

### Q16 Quality of moderators

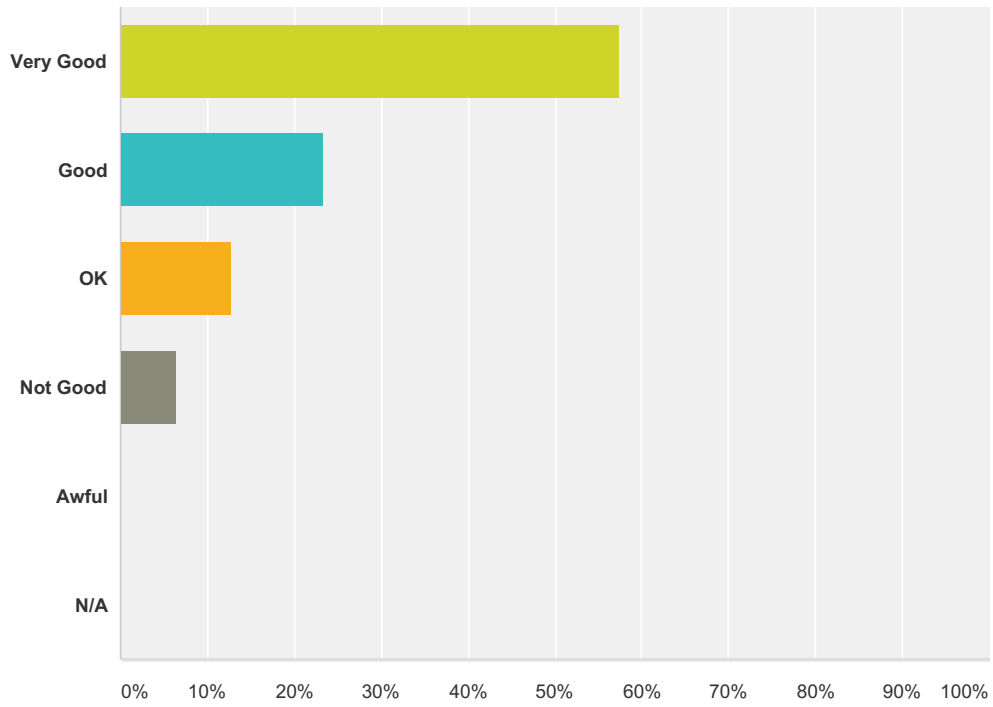
Answered: 47 Skipped: 7



Answer Choices	Responses	
Very Good	40.43%	19
Good	44.68%	21
OK	8.51%	4
Not Good	6.38%	3
Awful	0.00%	0
N/A	0.00%	0
<b>Total</b>		<b>47</b>

### Q17 Organization of the event

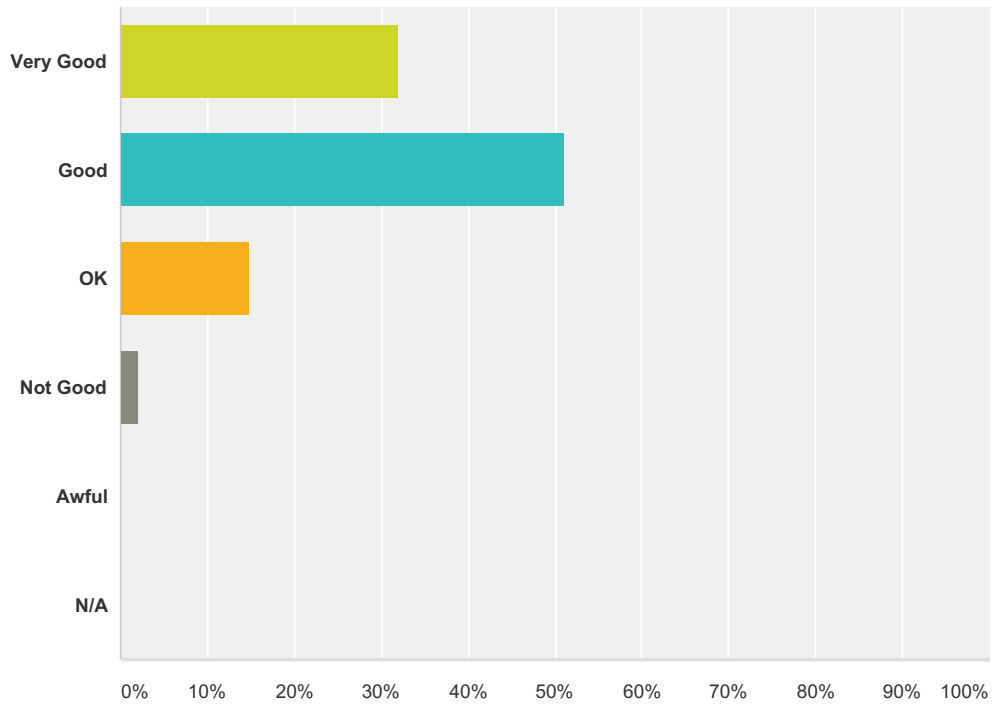
Answered: 47 Skipped: 7



Answer Choices	Responses	
Very Good	57.45%	27
Good	23.40%	11
OK	12.77%	6
Not Good	6.38%	3
Awful	0.00%	0
N/A	0.00%	0
<b>Total</b>		<b>47</b>

### Q18 Choice of speakers

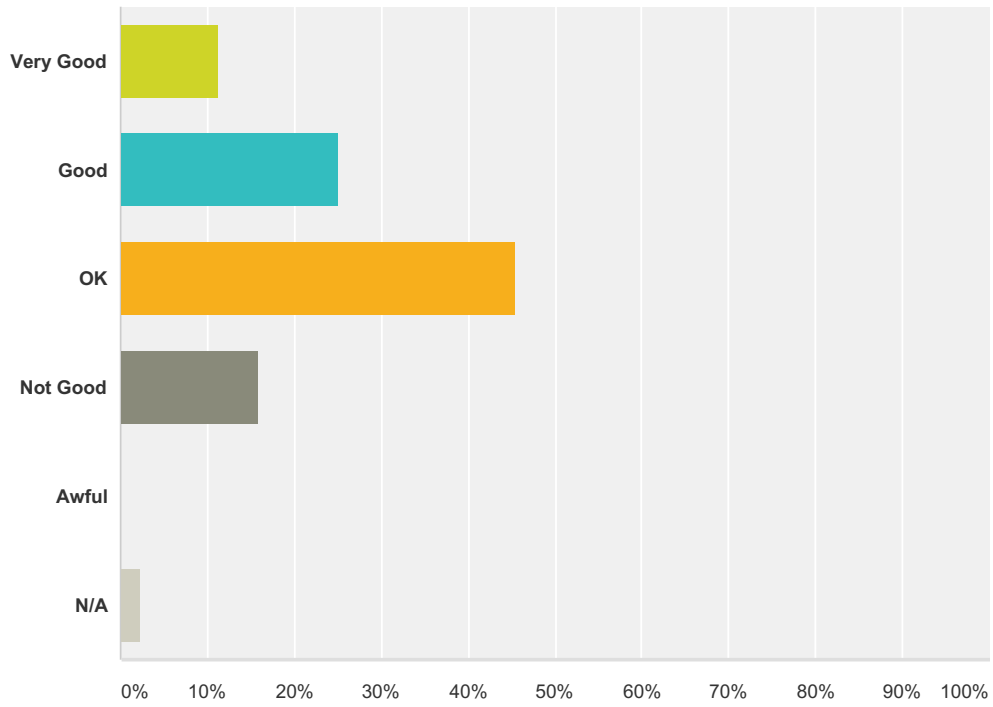
Answered: 47 Skipped: 7



Answer Choices	Responses	
Very Good	31.91%	15
Good	51.06%	24
OK	14.89%	7
Not Good	2.13%	1
Awful	0.00%	0
N/A	0.00%	0
<b>Total</b>		<b>47</b>

### Q19 Costs in coming

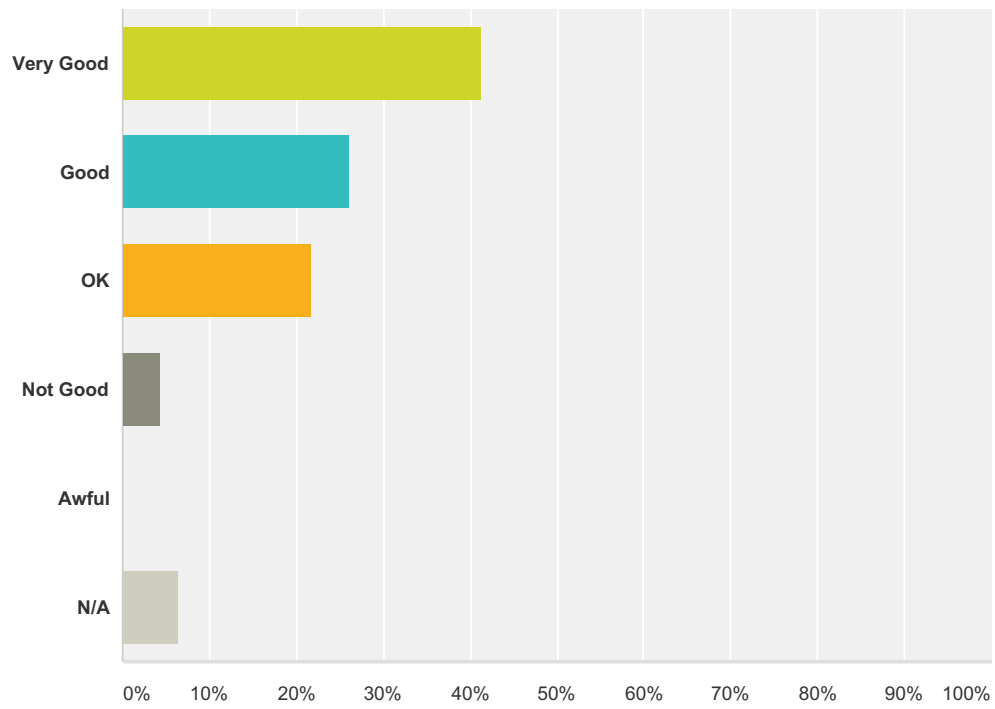
Answered: 44 Skipped: 10



Answer Choices	Responses	
Very Good	11.36%	5
Good	25.00%	11
OK	45.45%	20
Not Good	15.91%	7
Awful	0.00%	0
N/A	2.27%	1
<b>Total</b>		<b>44</b>

### Q20 The choice of splitting into two tracks

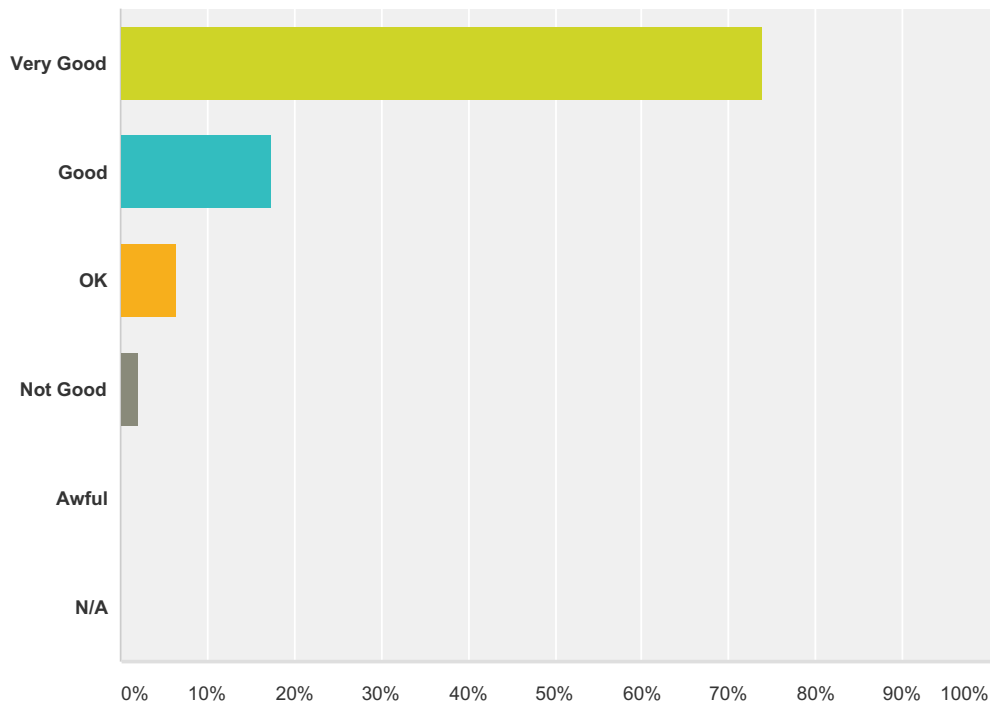
Answered: 46 Skipped: 8



Answer Choices	Responses	
Very Good	41.30%	19
Good	26.09%	12
OK	21.74%	10
Not Good	4.35%	2
Awful	0.00%	0
N/A	6.52%	3
<b>Total</b>		<b>46</b>

### Q21 Choice of city (not a theological question)

Answered: 46 Skipped: 8

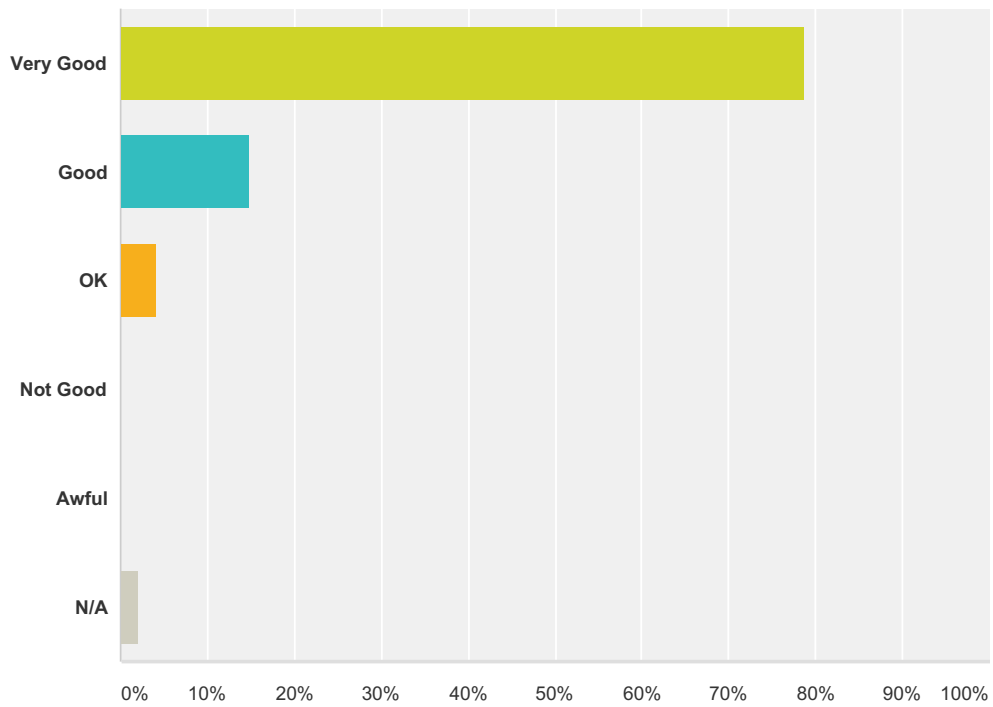


Answer Choices	Responses	Count
Very Good	73.91%	34
Good	17.39%	8
OK	6.52%	3
Not Good	2.17%	1
Awful	0.00%	0
N/A	0.00%	0
<b>Total</b>		<b>46</b>



### Q22 Responsiveness of the conference staff

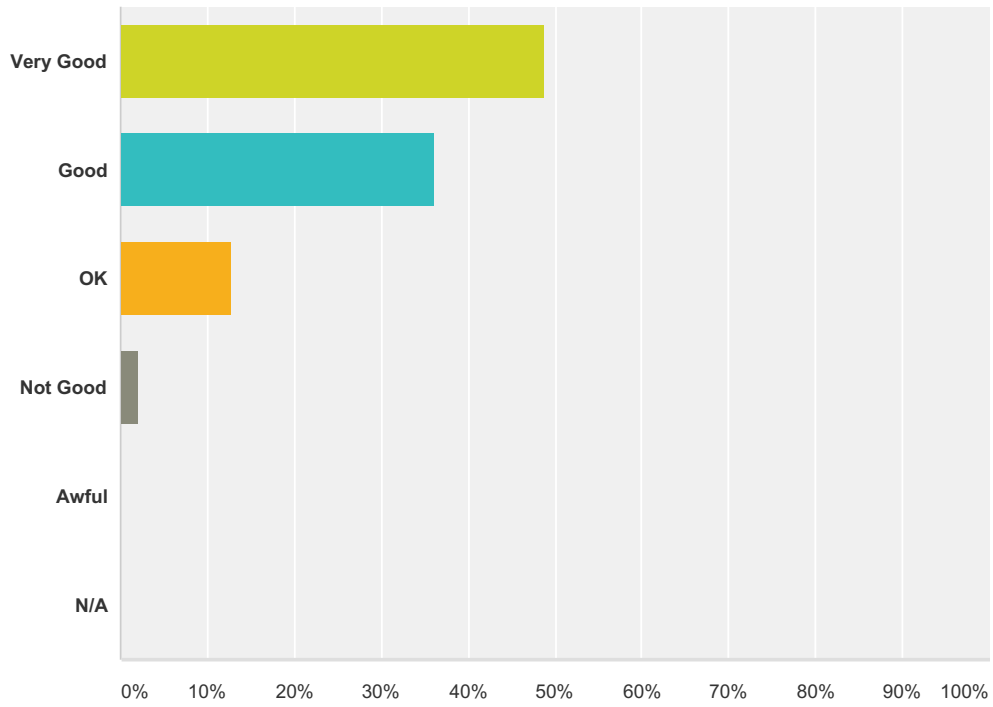
Answered: 47 Skipped: 7



Answer Choices	Responses	
Very Good	78.72%	37
Good	14.89%	7
OK	4.26%	2
Not Good	0.00%	0
Awful	0.00%	0
N/A	2.13%	1
<b>Total</b>		<b>47</b>

### Q23 Choice of theme

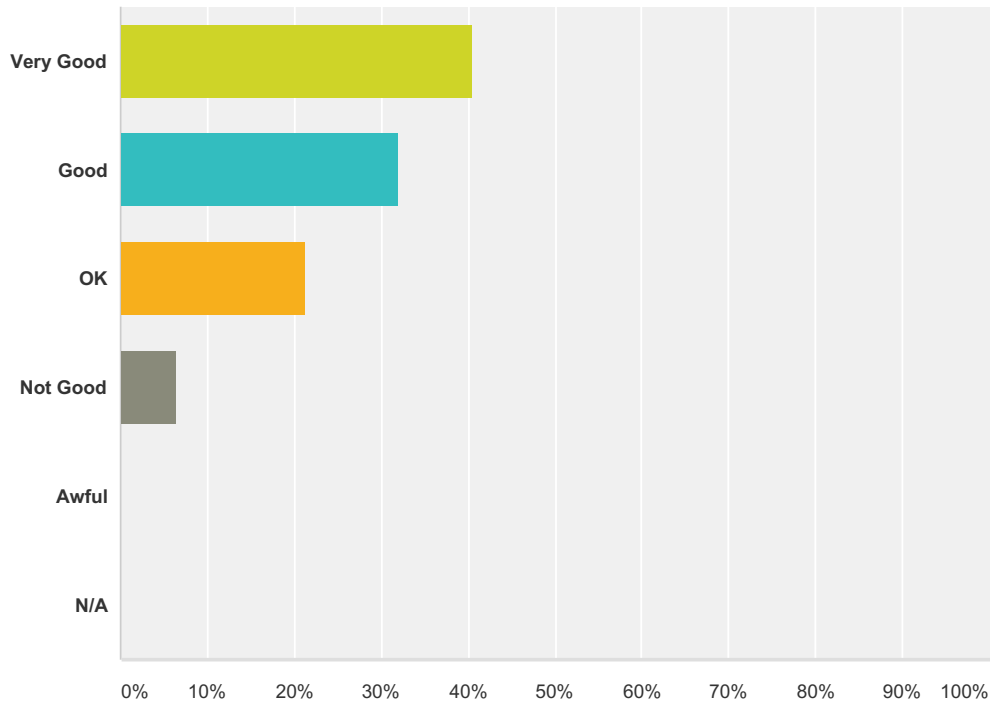
Answered: 47 Skipped: 7



Answer Choices	Responses	Count
Very Good	48.94%	23
Good	36.17%	17
OK	12.77%	6
Not Good	2.13%	1
Awful	0.00%	0
N/A	0.00%	0
<b>Total</b>		<b>47</b>

### Q24 Length of conference

Answered: 47 Skipped: 7



Answer Choices	Responses	Count
Very Good	40.43%	19
Good	31.91%	15
OK	21.28%	10
Not Good	6.38%	3
Awful	0.00%	0
N/A	0.00%	0
<b>Total</b>		<b>47</b>